

Apexlift Sling User Guide

UNIVERSAL SLINGS

Diagram 2




Diagram 1

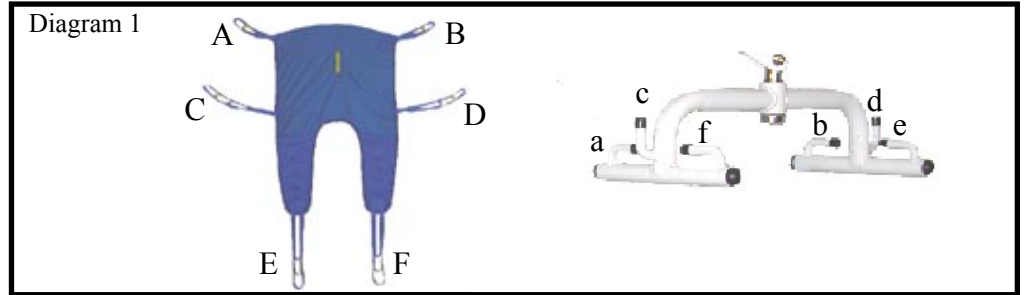


Diagram 3



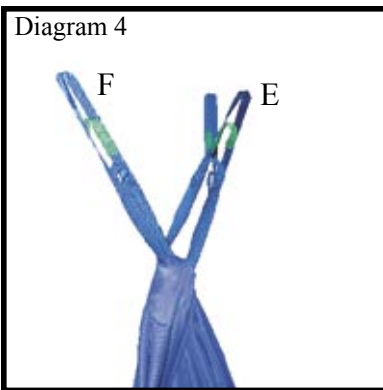
Step 1: Check sling weight capacity for the patient being lifted. Do not exceed maximum safe working load.

Step 2: Review following procedures carefully prior to attempting lift. Call with any questions.

Step 3: Position the sling under and behind the back with color adjustment strap on outside. A & B should be at shoulder height.

Step 4: Pull the leg straps E & F down behind patient, and between legs as in Diagram 3.

Diagram 4



Step 5: Loop E & F through each other as in Diagram 4.

Step 6: Attach all loops A - F to all corresponding hooks a - f on spreader bar (Diagram 1).

Step 7: Do not lock caster brakes to allow lift to properly balance weight.

Step 8: Begin the lift process and transfer as in Diagram 5.

Diagram 5

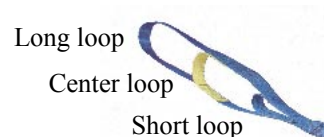


SLING LOOP OPTIONS

Long Loop- reclined position.

Center Loop- semi-reclined position

Short Loop- most upright position



SEE REVERSE FOR ADDITIONAL SLING OPTIONS

UNIVERSAL SLINGS MESH SPLIT LEG	
SL-UM882	Universal mesh medium 400lbs. (DSL884)
SL-UM883	Universal mesh large 400lbs. (DSL885)

UNIVERSAL SLINGS DELUXE PADDED SPLIT LEG	
SL-UP892	Universal padded medium 400lbs. (DSLGU2)
SL-UP893	Universal padded large 400lbs. (DSLGU3)
SL-P894	Universal padded bariatric 600lbs. (DSLGU6)

HAMMOCK SLINGS DELUXE PADDED with full head support	
SL-HP222	Hammock padded medium 400lbs. (DSLGX2)
SL-HP223	Hammock padded large 400lbs. (DSLGX3)

PEDIATRIC SLINGS	
SL-PM111	Pediatric mesh (18"-28" torso) patient weight recommended 100lbs. or less
SL-PM121	Pediatric padded (18"-28" torso) patient weight recommended 100lbs. or less

SANI SLINGS DELUXE PADDED (TOILETING)	
SL-TP332	Sani padded medium 400lbs. (torso 30"-48") (DSLGC2)
SL-TP333	Sani padded large 400lbs. (torso 38"-60") (DSLGC3)

STAND ASSIST SLINGS DELUXE PADDED	
SL-SA662	Stand assist padded medium 400lbs.(torso 30"-48") (DSLSA2)
SL-SA663	Stand assist padded large 400lbs. (torso 38"-60") (DSLSA3)
SL-SA669	Buttocks support strap for stand assist (DSLSA9)

INVACARE REPLACEMENT SLINGS: MESH FULL BODY	
SL-R110	Mesh full body medium 450lbs.
SL-R111	Mesh full body large 450lbs.
SL-R114	Mesh full body medium 450lbs. with commode opening
SL-R115	Mesh full body large 450lbs. with commode opening
SL-R116	Mesh full body extra large 450lbs. with commode opening
SL-R140	Mesh full body XX-large bariatric 600lbs.
SL-R141	Mesh full body XX-large bariatric 600lbs. with commode opening

INVACARE REPLACEMENT SLINGS: SOLID FULL BODY	
SL-R112	Solid fabric full body medium 450lbs.
SL-R113	Solid fabric full body large 450lbs.
SL-R117	Solid fabric full body extra large 450lbs.



Elkhart, Indiana • (574) 596-5331 • sales@startracks.org
 www.startracksmobility.com